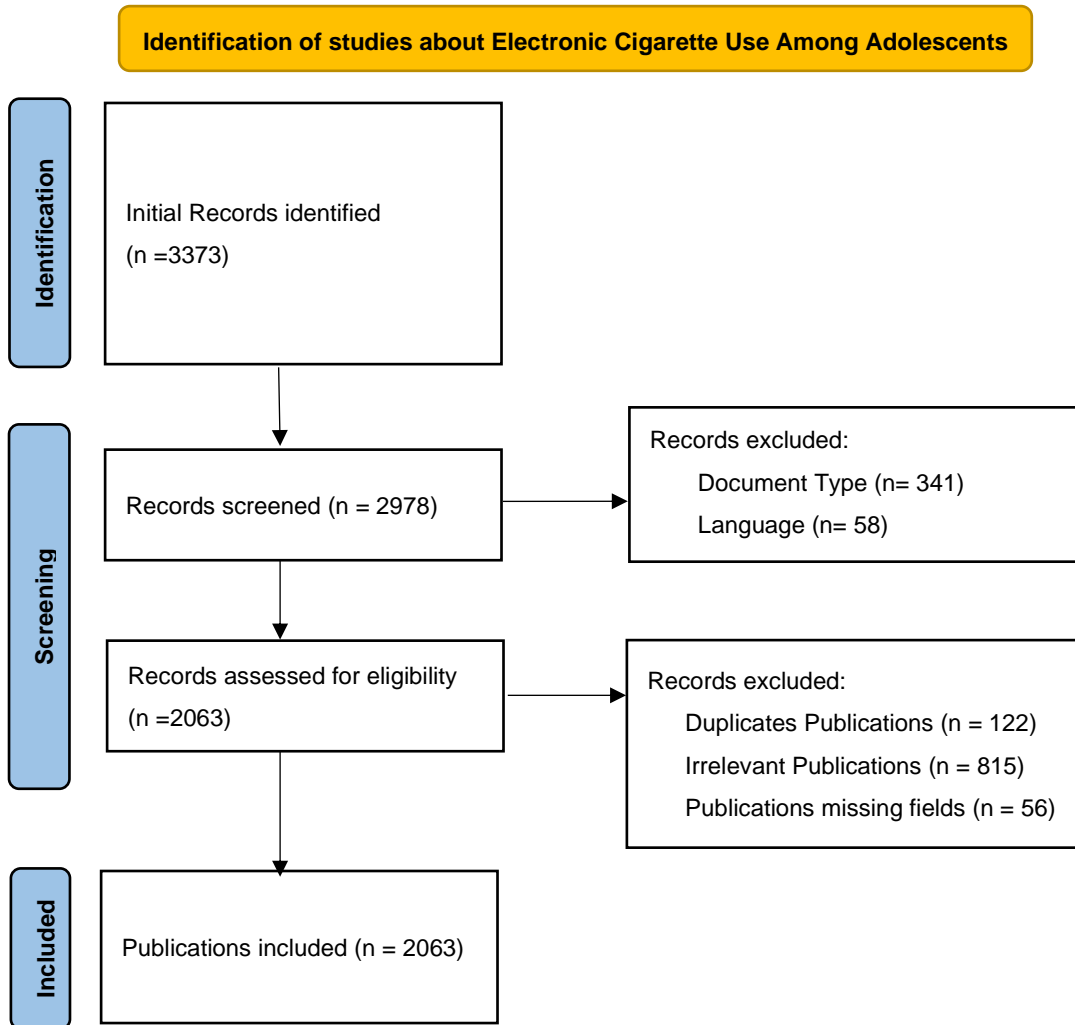


Supplementary



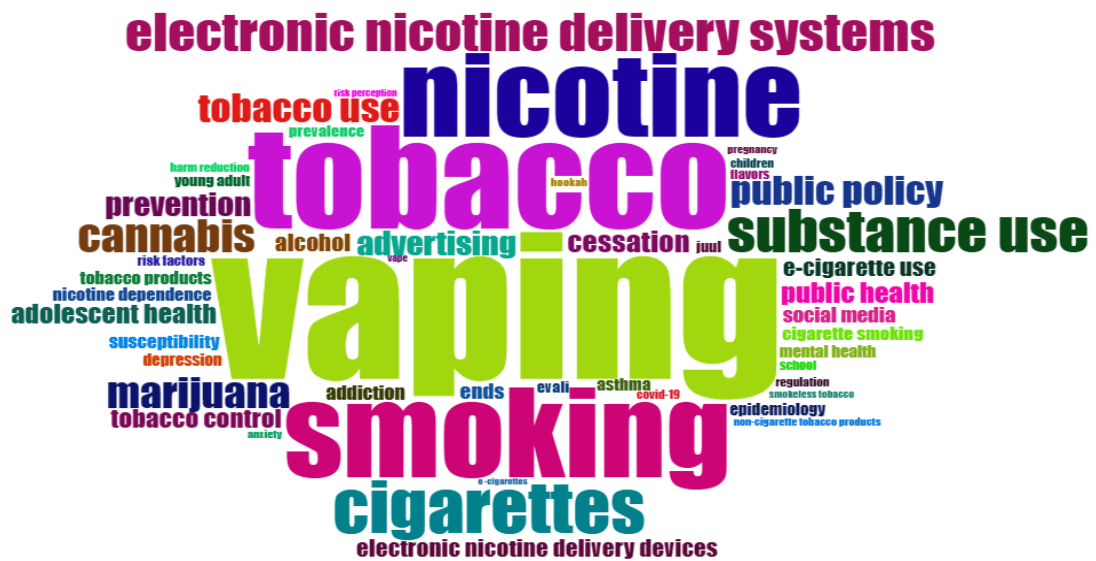
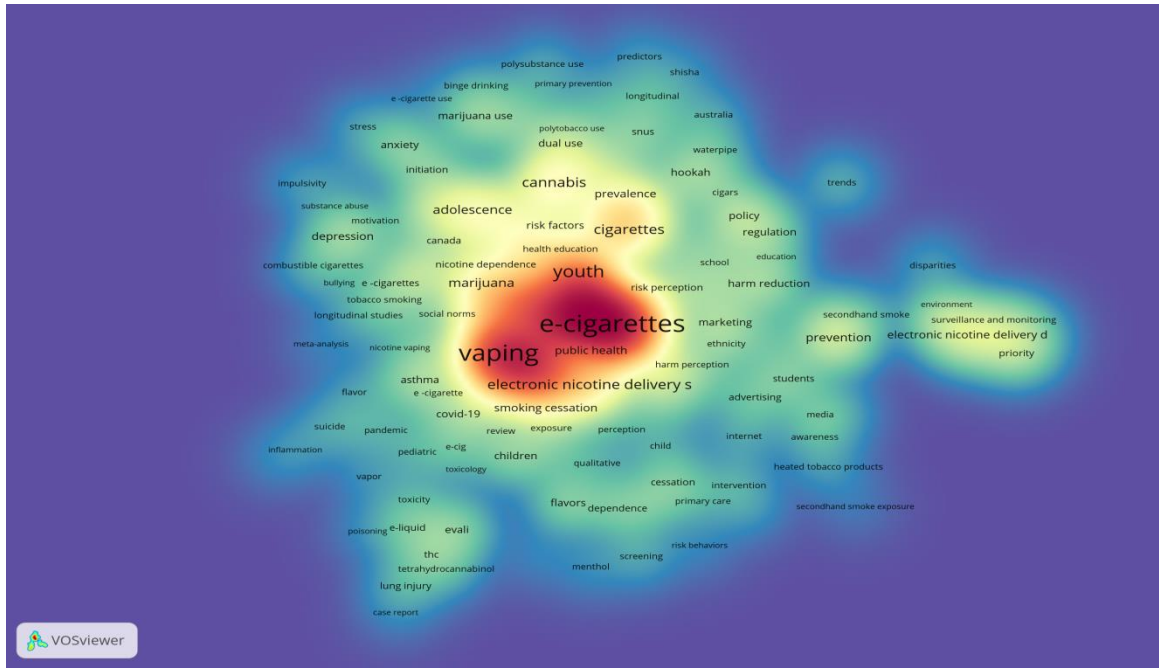
Supplementary Figure 1. The Preferred Reporting Items for Systematic Reviews (PRISMA) flow diagram

Supplementary Table 1. Global annual trend of publications (2002-2024) (N=2063)


| Year | Count | % |
|-------------|--------------|----------|
| 2002 | 1 | 0.05% |
| 2006 | 1 | 0.05% |
| 2011 | 1 | 0.05% |
| 2012 | 2 | 0.10% |
| 2013 | 3 | 0.15% |
| 2014 | 25 | 1.21% |
| 2015 | 69 | 3.34% |
| 2016 | 94 | 4.56% |
| 2017 | 115 | 5.57% |
| 2018 | 162 | 7.85% |
| 2019 | 235 | 11.39% |
| 2020 | 301 | 14.59% |
| 2021 | 337 | 16.34% |
| 2022 | 319 | 15.46% |
| 2023 | 322 | 15.61% |
| 2024 | 76 | 3.68% |

Supplementary Table 2. Top 10 most productive journals of PYD (2002-2024) (N=2063)

| Journal | Count | % | IF (2022) |
|--|--------------|----------|------------------|
| Addictive Behaviors | 177 | 16.09% | 3.7 |
| Nicotine & Tobacco Research | 176 | 16.00% | 3.0 |
| International Journal of Environmental Research and Public Health | 122 | 11.09% | 4.6 |
| Journal of Adolescent Health | 122 | 11.09% | 5.5 |
| Drug and Alcohol Dependence | 106 | 9.64% | 3.9 |
| Tobacco Control | 106 | 9.64% | 4.0 |
| Pediatrics | 82 | 7.45% | 6.2 |
| Substance Use & Misuse | 75 | 6.82% | 1.8 |
| Preventive Medicine | 71 | 6.45% | 4.3 |
| BMC Public Health | 63 | 5.73% | 3.5 |



Supplementary Figure 2. Word-clouds by keywords and keyword co-occurrence network. The font size and colour of a keyword indicates how often it appears, and the larger the font size and darker the colour, the more often it appears. (2002-2024) (N=2063)



Supplementary Figure 3. Timeline view of co-citation clusters. The timeline visualizes the largest 18 clusters of cited literature along the horizontal timeline. Each cluster is arranged vertically in descending order of size, with nodes within the cluster arranged chronologically on the same horizontal line. Colored curves represent co-citation links added in the corresponding colored years. The closer the nodes are to the right, the more recent the topic of a cluster. (2002-2024) (N=2063)